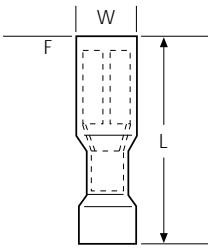
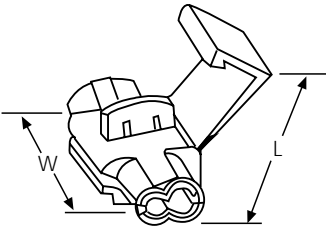


Crimping Equipment

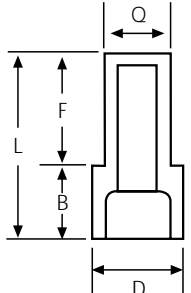
Insulated Female Bullet

	Size	Wire Range (mm ²)	Material Thickness	Code	Dimensions	
					W	F
	1	0,25 - 1,65		T1ULF	4,0	24,5
	2	1,04 - 2,63		T2ULF	5,0	25,5
	3	2,63 - 6,64		T3ULF	5,0	29,5

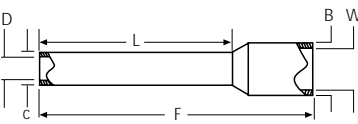
Quick Splice Connects

	Size	Wire Range (mm ²)	Material Thickness	Code	Dimensions	
					W	F
	1	0,25	Red	1QS	20,0	22,0
	2	2,0	Blue	2QS	20,0	24,0
	3	5,5	Yellow	3QS	21,0	32,0

Closed End Connectors

	Code	(mm ²)	Dimensions				
			L	F	B	D	Q
	CE1	1,25	21,0	7,0	14,0	9,8	5,0
	CE2	2	21,0	7,0	14,0	10,0	5,8
	CE5	5,5	26,0	10,0	16,0	12,5	7,7

Boot Lace Ferrules (with insulation)

	Code	Dimension (mm)						Wire Range	Insulation
		L	F	W	B	D	C	(mm ²)	Colour
	E0208	8	12,4	2,0	4,4	1,1	0,8	0,25	Bright Blue
	E0308	8	14,4	2,0	4,4	1,1	0,8	0,34	Turquoise
	E0510	10,0	16	2,6	6	1,3	1	0,5	White
	E0710	10,0	16,4	2,8	6,4	1,5	1,2	0,75	Blue
	E1010	10,0	16,4	3	6,4	1,7	1,4	1,0	Red
	E1510	10,0	16,4	3,5	6,4	2,0	1,7	1,5	Black
	E2512	12,0	19,0	4,0	7,0	2,5	2,2	2,5	Grey
	E4012	12,0	19,5	4,4	7,5	3,2	2,8	4,0	Orange
	E6012	12,0	20,0	6,3	8,0	3,9	3,5	6,0	Green
	E10012	12	21,5	7,6	9,5	4,9	4,5	10,0	Brown
	E16108	18	28,2	8,8	10,2	6,2	5,8	16,0	Ivory